






Checklist







Looking forward to your new life in the UAE? Follow this checklist to becoming a legal resident in the UAE and you will feel right at home in no time at all.

PLAN 6 MONTHS TO GO		
	Get your birth, education and marriage certificates notarized and attested.	This process can take several weeks if not months, depending on your home country. See the How To section for a step by step guide to notarizing and attesting documents.
	You'll need a minimum of six months validity on your passport before you can apply for a UAE residence visa.	Check your passport and renew it if required, which can take several weeks especially at peak holiday times.
	Speak to your pension company to see if moving to the UAE affects your pension plan.	You may need to make regular payments while out of the country.
	Inform banks, building societies and the tax office about your move.	Depending on your home country, you may need to pay tax on any earnings such as rental income, or make monthly contributions to ensure you remain eligible for a pension.
	Settle any debts, including loans, car finance and credit cards in your home country	It's always best to start afresh in a new country and not bring the burden of debt with you.








**PREPARE
3 MONTHS TO GO**

	If you are bringing a pet with you, ensure that they are microchipped and vaccinated.	Be sure to collect all verifying documentation from your vet; you'll also need to arrange an import permit well in advance.
	Start researching neighborhoods and areas to live in the UAE.	You will want to find a permanent home as soon as you get your UAE residence visa, so come prepared. See the How To section for step by step guides to renting a property.
	If you have children, start researching childcare, nurseries and schools in the UAE.	Once you have a UAE residence visa, you can get your child's name on the waiting list for a school, which you'll need to do as soon as possible.
	Book flights for you and your family to the UAE.	If you have a UAE job offer, your employer is obligated to book flights for you and your family; check first, and if not book flights in advance to save yourself money.
	Notify your child's school that you are leaving your home country.	Request a report from the school before your children leave, plus any certificates.
	Sell your car and cancel your insurance, and start selling unwanted possessions.	Request a no claims certificate from your insurance company as some UAE insurers will recognize this.
	Organize a shipping company to move your goods.	If you have a UAE job offer, your employer may arrange shipping or at least provide you with a moving allowance, so check first.
	Give notice on your mobile phone and utilities.	Also, cancel gym and health club memberships, and any other subscriptions services you will no longer require.
	Get dental and doctors' records to take with you.	Also, check if you need any immunizations for travelling to the UAE.

TAKE OFF
1 MONTH TO GO

	Book accommodation for your first few days or weeks in the UAE.	Your employer may arrange this for you, but if not there are plenty of budget-friendly hotel apartments here.
	Make a note of the address where you will be staying.	When you land you may be asked this at immigration, and you'll also need to let the taxi driver know!
	Arrange for a car rental for your first few weeks.	Your employer may organize this for you, but if not there are plenty of car rental agencies or taxi services. Once you have your residence visa, you can buy a vehicle.
	You will need plenty of passport photos for the various visa applications, so come prepared.	You will need standard passport photos for visa applications, the medical test, driving license... the list goes on!
	Inform entities such as your bank of your change of address.	It is also useful to redirect your mail to someone you trust for a few months after you leave. You'll have to pay, but it will allow you to catch correspondence from anyone you've forgotten to inform.
	Make sure you have all your birth, education and marriage certificates notarized and attested.	Keep these within easy reach, and do not pack them in your shipping container!

YOU ARRIVED

	Apply for a residence visa through your employer or sponsor.	You cannot live or work in the UAE without one.
	Sponsor any family members who are not working for a residence visa	They also cannot live in the UAE without one.
	Go for a medical test.	This is compulsory as part of the residence visa process.
	Apply for a government health card.	You can do this once you have passed your medical test and obtained your residence visa, in order to get free and subsidized healthcare.
	Apply for your Emirates ID card with the Emirates Identity Authority (EIDA).	This is compulsory as part of the residence visa process.
	Get a UAE driving license	While you can drive on an international license while on your visit visa, getting a UAE driving license is compulsory once you have a residence visa.
	Open a bank account.	This is compulsory if you are working in the UAE as your salary will be paid into this.
	Get your child's name on the waiting list for a school as soon as possible.	You can do this as soon as you have your residence visa; you will need to pay a deposit of around Dhs.500.